

Cuprinol

GARDEN *Shades*

THE COLOUR GUIDE



Beaumont Blue



Lavender



Rich Berry



Willow



Somerset Green

Bring your garden to life...

Cuprinol

Protecting & Preserving Wood for over 75 years

At Cuprinol, we understand that wood is a natural product and as such, it needs to be treated in a special way to protect it and keep it looking good for longer. With over 75 years of expertise and garden woodcare knowledge, our products have all been formulated to work with your garden wood so that it can withstand the elements and stay looking great whatever the weather.



For more inspiration and ideas visit...

www.cuprinol.co.uk/ideas



Bring your garden to life with...

GARDEN *Shades*

You don't need to have green fingers to have a gorgeous garden! **Cuprinol Garden Shades** is quick and easy to use and will inject colour, vibrancy and personality into any exterior space.

Lasting Colour & Protection...

Cuprinol Garden Shades can be used on virtually any wood in the garden, including sheds, fences, summerhouses, pergolas and garden furniture. As well as adding long lasting colour, **Cuprinol Garden Shades** also protects the wood from the damaging effects of the weather.

Fast & Easy...

Cuprinol Garden Shades can be sprayed using both the **Cuprinol** Fence Sprayer and the **Cuprinol** Power Sprayer, which means that even larger projects such as sheds and fences can be finished in a day.

Spoilt for Choice!

With 23 beautiful colours to choose from, there's a colour that's right for you - whatever your style! **Cuprinol Garden Shades** is available in 5 litre, 2.5 litre, 1 litre and 125ml tester pots.



Creamy Shades

Creamy shades such as Country Cream and Natural Stone create a neutral backdrop that sets off all kinds of plants and foliage. These shades are also perfect for brightening up the inside of garden buildings - after all, who wouldn't want to work from home in this stylish garden office!



Before





Inside & Out


Don't just treat the outside of your garden building. Here we used Country Cream to freshen up the inside of this greenhouse.

Country Cream
A HERITAGE COLOUR

Pale Jasmine

Natural Stone
A HERITAGE COLOUR

Sunflower



Painting Freehand



Co-ordinating Colours

Crems and neutral shades co-ordinate beautifully with all the colours in the **Cuprinol Garden Shades** range. On the right we've teamed Beaumont Blue with Natural Stone to personalise a standard picnic bench, while the garden office features Pale Jasmine and Wild Thyme.



Every last drop!

Use any leftover **Cuprinol Garden Shades** to brighten up small garden accessories such as this garden trug.



Planting schemes

Any planting schemes work well with these pale shades but why not try sticking to hot colour schemes with shades of yellow, orange and red for a really eye-catching display.

Shades of Green..

Shades of green are a natural choice for garden wood as they make any wooden item blend seamlessly into the garden. Whether your style is traditional or modern, green tones also work perfectly with other materials in the garden such as stonework, paving or wooden decks.



Before





Before



Cuprinol Garden Shades is perfect for transforming old furniture so don't throw it away - give it a new lease of life with **Cuprinol Garden Shades**! Here we've used Willow to turn an old set of furniture into a beautiful new feature.

Co-ordinating Colours

Why not use more than one colour to really personalise a wooden feature? On the left we've combined Sage with Country Cream to enhance this elegant arbour and right, used Sage and Willow to add interest to this hen house.



Willow

Seagrass

Sage

Holly

Topiary Green
A HERITAGE COLOUR

Wild Thyme
A HERITAGE COLOUR

Old English Green
A HERITAGE COLOUR

Somerset Green
A HERITAGE COLOUR



Every last drop!

Use any leftover Cuprinol Garden Shades to brighten up small garden accessories such as bird tables and bird houses.



Planting schemes

Any planting scheme will go effortlessly with **Cuprinol Garden Shades**, but for a simple yet sophisticated look, use just green and white plants.

Shades of Blue...




Bring a burst of colour to your garden with beautiful blues. Calm and cool or bold and brilliant, blues can add real style to your garden. Use fresh, bright blues such as Barleywood for a contemporary feel or choose subtler shades such as Forget-Me-Not and Beaumont Blue for a cottage or heritage garden scheme.





Co-ordinating Colours

Why stick to one colour?
This garden house has been given a fun new look using Forget-Me-Not and Iris. To give some added interest, the detail has been highlighted in Country Cream.



Every last drop!

Use any leftover Cuprinol Garden Shades to add some colour to trellis and create a beautiful backdrop for climbing plants.




Planting schemes

Cool planting schemes work best with blue so choose pink, purple, blue and white plants. Look out for silver foliage which looks particularly pretty.

Earthy Shades...

Rich reds and earthy browns are the traditional choice for garden wood and will beautifully complement the green foliage in your garden.





Rich Berry
A HERITAGE COLOUR

Somerset Green
A HERITAGE COLOUR



Natural storage

Why not use a combination of natural shades to treat storage boxes inside your shed or greenhouse like the one above.

Black Ash

Terracotta

Deep Russet
A HERITAGE COLOUR

Rich Berry
A HERITAGE COLOUR

Seasoned Oak
A HERITAGE COLOUR



Co-ordinating Colours

We've used Rich Berry and Somerset Green to give the potting bench shown above, a smart heritage feel.

Black gives a sophisticated look to a simple picnic bench, setting off the china beautifully.



Every last drop!

Use any leftover Cuprinol Garden Shades to brighten up small garden accessories such as bird tables and bird houses.



Planting schemes

Earthy shades are very flexible and will go well with any planting scheme, but for a simple and elegant look, keep to green and white.

WHAT'S YOUR GARDEN STYLE?

Classic Country

Combine soft greens and rich creams and team with floral fabric for a classy country feel.



Cottage Garden



Garden Tool Shed

Country Cream
A HERITAGE COLOUR

Wild Thyme
A HERITAGE COLOUR

Seagrass

KITCHEN GARDEN

Use browns and greens on your garden wood to give your garden a natural, organic feel.



Vegetable Plot



Grow Bag Trellis

Terracotta

Old English Green
A HERITAGE COLOUR

Somerset Green
A HERITAGE COLOUR

WHAT'S YOUR GARDEN STYLE?

CITY CHIC



Team cool grey and lavender with black for a stylish, contemporary look.



Roof Terrace

Silver Birch

Lavender

Black Ash

Pretty Pastels

Why not mix your own soft shades - see over page for directions on colour mixing.



Pastel Chairs



Pretty Arbour



MIX YOUR OWN SHADES...

Even though there are 23 shades in the range, the colour options don't end here. You can create your own shades by simply adding any **Cuprinol Garden Shades** tester pot to a full size can of Pale Jasmine or Country Cream. The more of the darker colour you add, the darker the pastel shade you get will be.

Make sure you stir the colours thoroughly before applying and then you're ready to apply your unique shade...



Ice Cream Stripes



Pretty Garden House



1
Add a small amount of a tester pot to Pale Jasmine.



2
Stir thoroughly.




3
Brush out to check colour and adjust if necessary.

THE COMPLETE COLOUR RANGE




Creamy Shades




Shades of Green



Shades of Blue



Earthy Shades



GARDEN
Shades



Is Cuprinol reducing its impact on the environment?

Yes. And we are committed to continuing to do so.

We conduct all of our operations with respect for the environment. We are continually working hard to reduce the impact of what we do by monitoring the environmental impact of everything – from the source of our raw materials to how our products are made, all the way to what happens to the packaging once the product has been used.

The protection and preservation of wood is of major importance to the environment. It ensures that wood is used to its full potential and will last as long as it can before requiring replacement. Our products will not only make garden wood look its best but make it last longer too, therefore reducing the demand for trees to be cut down.



'Step Towards Greener'

explains our philosophy - in order to maintain the high quality of products we can't change everything overnight, but we are taking bold strides in the right direction. For more information visit: www.cuprinol.co.uk/environment



Mixed Sources

Product group from well-managed forests and other controlled sources
www.fsc.org Cert no. SA-COC-1487
© 1996 Forest Stewardship Council



For further product and stockist information please contact:

The Customer Advice Centre -

0870 4441111

or visit our website:

www.cuprinol.co.uk

Cuprinol, Wexham Road, Slough, Berkshire SL2 5DS

Cuprinol, the tree device, Step Towards Greener, Garden Shades, the Cuprinol Wood Preservation Society and all distinctive colour names are trade marks of the AkzoNobel Group of Companies. © AkzoNobel 2010.

We have produced product colours as accurately as printing will allow. Unfortunately we cannot guarantee an exact colour match, and the colours contained in this guide should not be relied on as such. The appearance of the actual colour can be affected by the substrate and the texture of the surface. Wherever colour testers are available, please use them on the actual surface to which the product is to be applied before undertaking the application. This will give you a stronger indication of the appearance of the actual colour. If a colour tester is not available, then try the product on a small, inconspicuous area of the surface before undertaking the full application.

Our Battery Producer Registration Number is BPRN00704